

# Let's E-learning!

Eng. Serge TWAGIRAMUNGU

Tel : +250 788 730 582

# What is E-learning?

- Electronic, internet-based module-management program
- Single location for
  - News and notices
  - Information about each module you are enrolled in
  - Communication between you and your teachers

# Who Will Use E-learning?

- Every Faculty
- All teachers
- All students in good financial standing

# What do you need to get started?

- Username– your **E-mail** serves as your E-learning username
- Password – everybody starts with same password: **M00dle!!** (0 is zero not o)
- Go to PIASS website: [www.piass.ac.rw](http://www.piass.ac.rw) after click on e-learning



Search

Enter your search



[Home](#)

[About PIASS](#)

[Programs](#)

[Admission](#)

[Research](#)

[Events](#)

[Gallery](#)

[News](#)

[Campus Life](#)

[Testimonials](#)

[Partnership](#)





## ANNOUNCEMENTS

No news items to display





## Course categories

▼ Collapse all

- Faculty of Education
- Faculty of Development Studies
- ▼ Faculty of Theology & Religious Studies
  - Masters (18)
  - Undergraduate

 Navigation 

-  Home
-  Site announcements
- > Courses

Your Email

Moodle!!

Invalid login, please try again

Username

Password

Remember username

Log in

Forgotten your username or password?

Cookies must be enabled in your browser [?](#)

Some courses may allow guest access

Log in as a guest




## ANNOUNCEMENTS

No news items to display



## Recently accessed courses



Masters  
RMS622 (I) Research Methods in Social Sc...

## Navigation

Dashboard

Site home

> Site pages

▼ My courses

> RMS622 (I)

> DPT611

> BST612

## Course overview

## Timeline



# Navigating a Module Page

- Change the topic and put the name of your module unit
- Each unit may contain:
  - Information about the topic, including web links
  - File(s) that can be downloaded
  - Assignments
- Other information you can access includes:
  - News forum: announcements and notifications
  - List of participants
  - GRADES



# RMS622 (I) Research ...

Search Courses

- Home
- Dashboard
- Events
- My Courses
- This course
- Course search
- 
- Hide blocks

> My courses > RMS622 (I)

Announcements

Topic 1

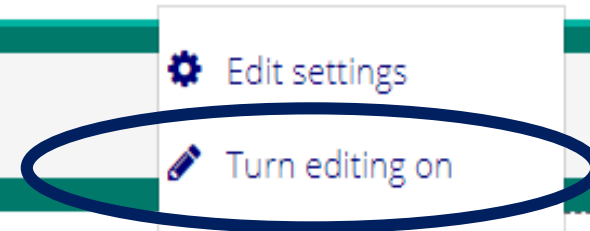
Topic 2











Topic 3

Topic 4

## Navigation

- Dashboard
- Site home
- > Site pages
- ∨ My courses
  - ∨ RMS622 (I)
    - > Participants
  - Badges
  - Competencies
  - Grades
  - > General



-  [Edit settings](#)
-  [Turn editing on](#)
-  [Course completion](#)
-  [Filters](#)
-  [Gradebook setup](#)
-  [Backup](#)
-  [Restore](#)
-  [Import](#)
-  [Reset](#)
-  [More...](#)

## Announcements

Topic 1

Topic 2

Topic 3

Topic 4

## Navigation

- [Dashboard](#)
- [Home](#)
- [Pages](#)
- [Courses](#)
- [RMS622 \(I\)](#)
- [Participants](#)
- [Badges](#)
- [Competencies](#)
- [Grades](#)
- [General](#)

Announcements Edit

Edit [User]

+ Add an activity or resource

Topic 1 Edit

+ Add an activity or resource

Topic 2 Edit

+ Add an activity or resource

Topic 3 Edit

+ Add an activity or resource

### Navigation

- Dashboard
- Site home
- Site pages
- My courses
  - RMS622 (I)
    - Participants
    - Badges
    - Competencies
    - Grades
      - General
      - Topic 1
      - Topic 2
      - Topic 3

# Add an activity or resource




 Workshop

## RESOURCES

 Book

 File

 Folder

 IMS content package

 Label

 Page

 URL

The file module enables a teacher to provide a file as a course resource. Where possible, the file will be displayed within the course interface; otherwise students will be prompted to download it. The file may include supporting files, for example an HTML page may have embedded images.

Note that students need to have the appropriate software on their computers in order to open the file.

A file may be used

- To share presentations given in class
- To include a mini website as a course resource
- To provide draft files of software programs so students can edit and submit them for assessment

Add

Cancel

# Add an activity or resource




## ACTIVITIES

 Assignment

 Chat

 Choice

 Database

 External tool

 Feedback

 Forum

 Glossary

The assignment activity module enables a teacher to communicate tasks, collect work and provide grades and feedback.

Students can submit any digital content (files), such as word-processed documents, spreadsheets, images, or audio and video clips. Alternatively, or in addition, the assignment may require students to type text directly into the text editor. An assignment can also be used to remind students of 'real-world' assignments they need to complete offline, such as art work, and thus not require any digital content. Students can submit work individually or as a member of a group.

When reviewing assignments, teachers can leave feedback comments and upload files, such as marked-up student submissions, documents with comments or spoken audio feedback. Assignments can be graded using a numerical or custom


General

Name 

Note of Research Method

Description

Rich text editor toolbar with icons for undo, bold, italic, bulleted list, numbered list, link, unlink, image, document, microphone, video, link, and help. Below the toolbar is a large empty text area for the description.

Display description on course page 

Select files

Maximum size for new files: 512MB

File selection interface showing icons for file and folder, a 'Files' label, and a large dashed box containing a blue downward arrow icon, which is circled in blue.

# File picker



 Server files

 Recent files

 Upload a file

 URL downloader

 Private files

 Wikimedia





# File picker

Server files

Recent files

**Upload a file**

URL downloader

Private files

Wikimedia

The screenshot shows a Windows File Explorer window titled "Open" with the address bar set to "This PC > Desktop". The left sidebar shows the navigation pane with "Desktop" selected. The main pane displays a list of files and folders. The file "GSE\_R25\_Health\_Campaigns\_English.pdf" is circled in blue. Below the list, the "File name" field is empty, and the file type is set to "All Files (\*.\*)". The "Open" and "Cancel" buttons are visible at the bottom right.

Name	Date modified	Type
GSE_R25_Health_Campaigns_English.pdf	4/11/2020 10:53 AM	Adobe Acrobat
Google Drive	12/11/2019 12:48 PM	Shortcut
government-of-rwanda-logo-B4F017FF0...	11/18/2019 8:03 PM	PNG File
ICT AND DIGITALISATION RPROJECT.pdf	2/20/2020 5:04 PM	Adobe Acrobat
ikirenga.xlsx	3/11/2020 8:55 AM	Microsoft Excel
Invoice for MIS.docx	10/7/2019 12:24 PM	Microsoft Word
INYANDIKO NGENDERWAHO Y'IBIGANIR...	1/28/2020 8:24 AM	Adobe Acrobat
isoko.pdf	1/2/2020 1:11 PM	Adobe Acrobat
kelly.docx	3/8/2020 2:50 PM	Microsoft Word
kp 2020.docx	11/7/2019 5:08 PM	Microsoft Word
kp.jpg	2/6/2020 3:30 PM	JPG File
MARKET.csv	2/2/2020 11:28 AM	Microsoft Excel


Upload this file


# File picker




 Server files

 Recent files

 Upload a file

 URL downloader

 Private files

 Wikimedia



Attachment

GCE\_R25\_Healt...\_English.pdf

Save as

Author

Viateur Habarurema

Choose license

All rights reserved



My courses > RMS622 (I)

Announcements

Edit

Edit

+ Add an activity or resource

Research Method

Note of Research Method

Edit

Edit

+ Add an activity or resource

Topic 2

Edit

+ Add an activity or resource

Topic 3

Edit

Navigation

- Dashboard
- Site home
- Site pages
- My courses
  - RMS622 (I)
    - Participants
    - Badges
    - Competencies
    - Grades
      - General
      - Research Method
      - Topic 2
      - Topic 3

# Customize your E-learning & help with E-learning

- In “Edit profile” you can also
  - Decide which information displays on module pages you are enrolled in
  - Add a photo
  - Update your personal information
  - Create links to other websites
- ICT staff will be setting up “help hours” in the ICT lab soon

# Assessment for students

- The assignment activity module enables a teacher to communicate tasks, collect work and provide grades and feedback.
- Students can submit any digital content (files), such as word-processed documents, spreadsheets, images, or audio and video clips. Alternatively, or in addition, the assignment may require students to type text directly into the text editor. An assignment can also be used to remind students of 'real-world' assignments they need to complete offline, such as art work, and thus not require any digital content. Students can submit work individually or as a member of a group.
- When reviewing assignments, teachers can leave feedback comments and upload files, such as marked-up student submissions, documents with comments or spoken audio feedback. Assignments can be graded using a numerical or custom scale or an advanced grading method such as a rubric. Final grades are recorded in the gradebook.

Announcements Edit

Edit [User]

+ Add an activity or resource

Topic 1 [Pencil] Edit

+ Add an activity or resource

Topic 2 [Pencil] Edit

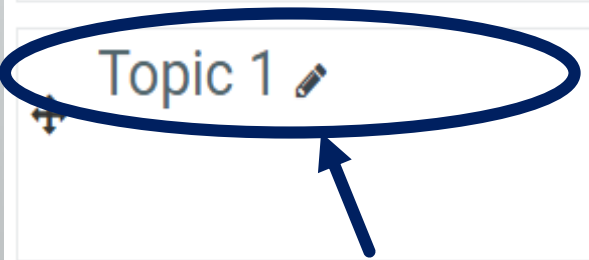
+ Add an activity or resource

Topic 3 [Pencil] Edit

+ Add an activity or resource

### Navigation

- Dashboard
- Site home
- Site pages
- My courses
  - RMS622 (I)
    - Participants
    - Badges
    - Competencies
    - Grades
      - General
      - Topic 1
      - Topic 2
      - Topic 3



# Add an activity or resource




## ACTIVITIES

 Assignment

 Chat

 Choice

 Database

 External tool

 Feedback

 Forum

 Glossary

The assignment activity module enables a teacher to communicate tasks, collect work and provide grades and feedback.

Students can submit any digital content (files), such as word-processed documents, spreadsheets, images, or audio and video clips. Alternatively, or in addition, the assignment may require students to type text directly into the text editor. An assignment can also be used to remind students of 'real-world' assignments they need to complete offline, such as art work, and thus not require any digital content. Students can submit work individually or as a member of a group.









When reviewing assignments, teachers can leave feedback comments and upload files, such as marked-up student submissions, documents with comments or spoken audio feedback. Assignments can be graded using a numerical or custom






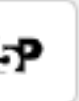
# General

Assignment name

- You must supply a value here.

Description



     




Display description on course page ?

Additional files ?

Maximum size for new files: Unlimited




 Files



You can drag and drop files here to add them.

## ▼ Availability

Allow submissions from ? 3 May 2020 00 00   Enable

Due date ? 10 May 2020 00 00   Enable

Cut-off date ? 3 May 2020 15 23   Enable

Remind me to grade by ? 17 May 2020 00 00   Enable

Always show description ?

# Exam or Quiz

The quiz activity enables a teacher to create quizzes comprising questions of various types, including multiple choice, matching, short-answer and numerical.

The teacher can allow the quiz to be attempted multiple times, with the questions shuffled or randomly selected from the question bank. A time limit may be set.

Each attempt is marked automatically, with the exception of essay questions, and the grade is recorded in the gradebook.

The teacher can choose when and if hints, feedback and correct answers are shown to students.

Quizzes may be used

- As course exams
- As mini tests for reading assignments or at the end of a topic
- As exam practice using questions from past exams
- To deliver immediate feedback about performance
- For self-assessment

Announcements Edit

Edit [User]

+ Add an activity or resource

Topic 1 [Pencil] Edit

+ Add an activity or resource

Topic 2 [Pencil] Edit

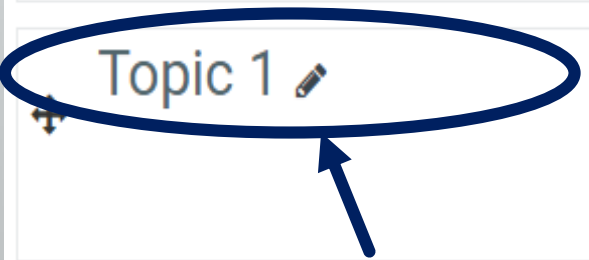
+ Add an activity or resource

Topic 3 [Pencil] Edit

+ Add an activity or resource








### Navigation

- Dashboard
- Site home
- Site pages
- My courses
  - RMS622 (I)
    - Participants
    - Badges
    - Competencies
    - Grades
      - General
      - Topic 1
      - Topic 2
      - Topic 3



# Add an activity or resource



-  Lesson
-  OpenMeetings
-  Quiz
-  SCORM package
-  Survey
-  Wiki
-  Workshop

Select an activity or resource to view its help. Double-click on an activity or resource name to quickly add it.

Add

Cancel


Name 

Description

Rich text editor toolbar with icons for:

- Undo
- Font color (A)
- Bold (B)
- Italic (I)
- Bulleted list
- Numbered list
- Link
- Unlink
- Image
- File
- Microphone
- Video
- Link icon
- Help (H-P)

Large empty text area for description content.

Display description on course page 

## ▼ Timing

Open the quiz



3



May



2020



15



35



Enable

Close the quiz

3



May



2020



15



35



Enable

Time limit



0

minutes



Enable

When time expires



Open attempts are submitted automatically




▶ Grade

▶ Layout

## Topic 1

Edit ▾

 Exam 

Edit ▾  

 0 of 0 Attempted

 Add an activity or resource

## Topic 2

Edit ▾

 Add an activity or resource

## Topic 3

Edit ▾



# Exam

## Editing quiz: Exam ?

Questions: 0 | This quiz is open

Repaginate

Select multiple items



Maximum grade

10.00

Save

Total of marks: 0.00

Shuffle ?

Add ▼

+ a new question

+ from question bank

+ a random question



PI

Announcements

# Choose a question type to add





## QUESTIONS

 Multiple choice


 True/False

 Matching

 Short answer

 Numerical







 Essay

 Calculated

Select a question type to see its description.

Add

Cancel

- $\frac{2+2}{=?}$  Calculated multichoice
- $\frac{2+2}{=?}$  Calculated simple
-  Drag and drop into text
-  Drag and drop markers
-  Drag and drop onto image
-  Embedded answers (Cloze)
-  Random short-answer matching
-  Select missing words

Select a question type to see its description.

Add

Cancel